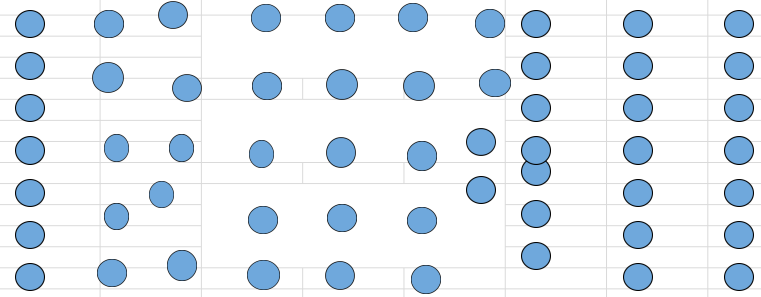
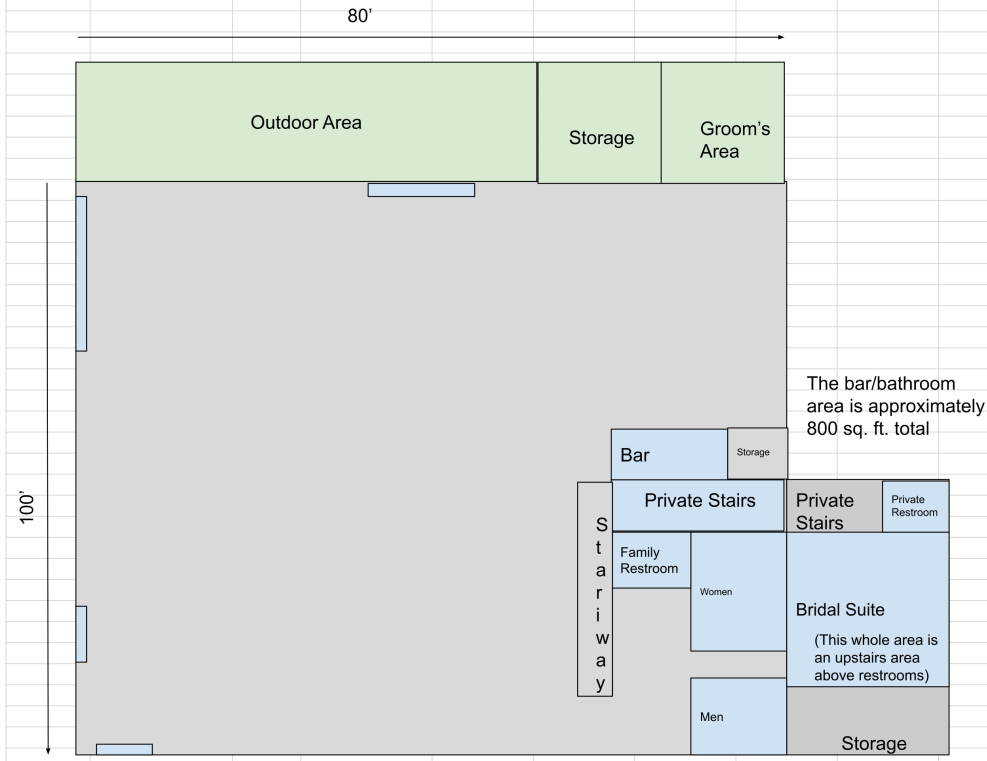


Date: #REF! Bride: #REF! Groom: #REF! Venue Use:

## Venue Layout

**\*\*DO NOT DELETE TABLES - DRAG THEM OFF THE LAYOUT IF YOU DON'T NEED THEM**



DJ Table

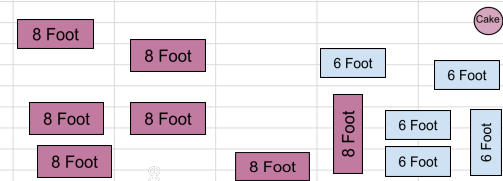
Sweets Table

Entry Tables

Food Tables

Coolers/Troughs  
(Non-Alcoholic Drinks)

Head Table



Fireplace

For an inside ceremony, we recommend setting up 3 to 5 rows of chairs for close family members and then having the remaining guests sit at tables. If you set up rows of chairs for your ceremony for all guests to sit at, you will have one of two situations with the tables:

1. All tables will be lined up along the walls. You can have them decorated already or not. Once the ceremony is over, you will have to move the tables to their spots for the reception. **Whitetail Acres staff will not move them for you.**
2. All tables will be in the storage room and will need to be taken out and set up after the ceremony. You will then have to decorate them. **Whitetail Acres staff will not set up or decorate for you.**